

# Spring Word Wall Words



umbrella



seeds



recycle



butterfly



rainbow





umbrella



rain



mud



rain boots



puddle



ladybug




worm




garden



wheelbarrow




flower




bird



butterfly



fly



grasshopper




bee




snail



gloves



seeds



flower pot



cloud



shamrock



rainbow



pot of gold




St. Patrick's  
Day




leprechaun




basket



chick



egg



Easter Bunny



Easter



Earth Day



tree



recycle




planting




earth






kite



frog



grass



tadpole



sun

# ABOUT THIS PRODUCT

There are many ways to use the Spring Word Wall Cards!

- ♦ Hang them on the classroom word wall.
- ♦ Place them on a binder ring and place in the writing or reading center.
  - ♦ Keep them on the pocket chart. Children can use them, as needed and return them when finished.
    - ♦ Use with magnets to spell words.
    - ♦ Cut between the picture and word to make a matching game on the pocket chart.
    - ♦ Practice clapping out syllables with the words.
    - ♦ Copy the words using chalkboards, whiteboards, magicboards or paper.
      - ♦ Rainbow write the words.
- ♦ Use a variety of writing materials to write the words - markers, colored pencils, Twistables and scented ones, too!
- ♦ Use letter stamps to stamp the words onto paper.
- ♦ Make the words using playdough. Roll the playdough into “snakes” and form each letter. Place the letters on plastic placemats or cookie sheets.
- ♦ Use playdough letter stamps to stamp each word.




# THANK YOU!

Thank you for choosing this item to use in your classroom. I sincerely hope that you and your students enjoy it. If you have any questions or suggestions please contact me via email: [pocketfulofcenters@gmail.com](mailto:pocketfulofcenters@gmail.com).

## TERMS OF USE

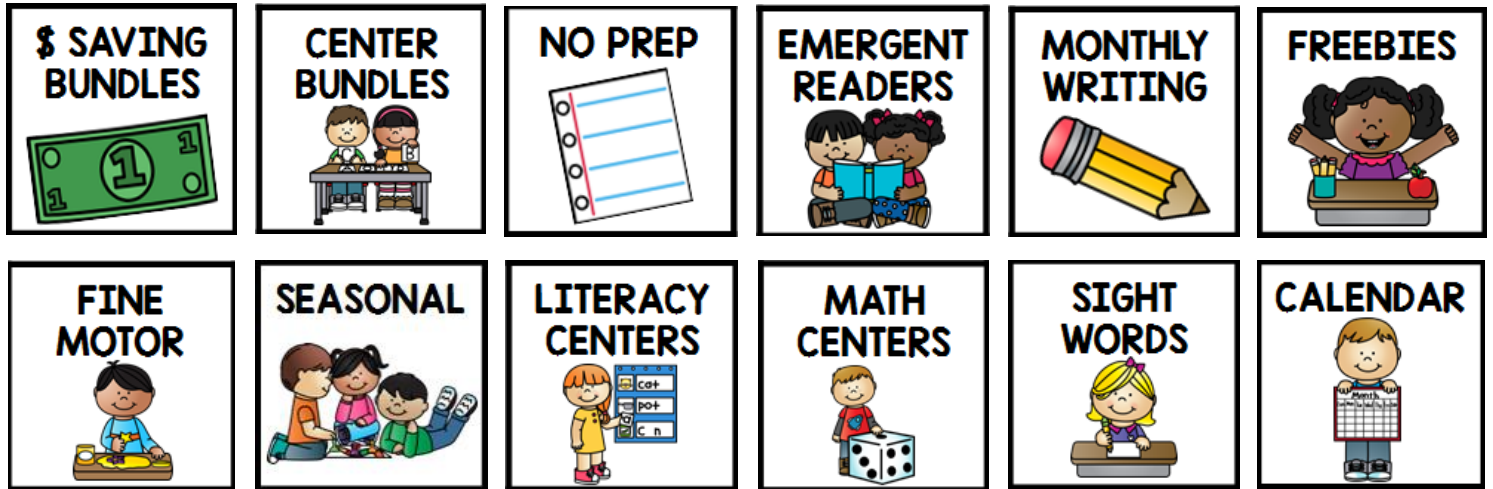
This product license is for single classroom use only. You may not sell, share or redistribute these pages in any way, this includes electronic and hard copies. Please visit my store to purchase additional licenses.

## LET'S CONNECT



# VISIT MY STORE!

Click on the pictures to see the products in my store:



# FEEDBACK

Please remember to leave feedback for this product. Your feedback means so much to me and I love to hear how you use this product in your classroom. PLUS you will receive TpT credits to use for future purchases!

# CLIPART CREDIT

