



**C'est le
printemps!**
Les activités en
français

par Madame Angel



Thank you for your purchase!

- ➔ Your purchase entitles you to one non-transferable single-user license. This license does NOT grant you the rights to sell, resell, re-distribute, or share any or all parts of this resource, except for your own classroom use. I retain the full copyright.
- ➔ Feedback is always welcome and helps me improve resources to make them better for you. Additionally, ratings on purchased product earn you valuable store credits. Click on the product cover image to show your support!

If you have any questions, requests, or comments, email me:

mmeangelpt@gmail.com

You can also find me at:

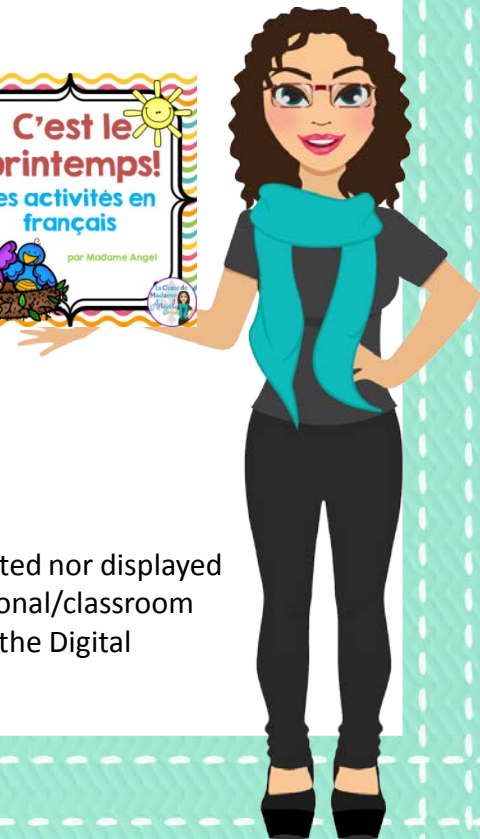
www.teachingfrenchimmersion.com



Copyright © 2015 La Classe de Madame Angel ALL RIGHTS RESERVED

This product is to be used by the original purchaser/downloader only. This product may not be distributed nor displayed digitally for public view. Placing any or all parts of this product on the Internet in any form (even a personal/classroom website) is strictly forbidden. Failure to comply constitutes copyright infringement and is a violation of the Digital Millennium Copyright Act (DMCA).

Intended for classroom and personal use ONLY.



Instructions and Table of Contents:

pages 6-15	Set of 30 word wall cards.
pages 17-18	Center #1: Alphabetical Order Task Cards - Students choose a card and record the words in alphabetical order.
pages 20	Center #2: Board Game - Students need to roll a dice and move that number of spaces. If they can name the object, they stay at that spot. If not, they need to return to their previous space. First to reach the end wins!
pages 22-30	Center #3: Syllable Sort - Cut out the syllable labels and syllable sort cards. Students need to say the name of each object and then sort it under the correct number of syllables. To consolidate learning, there is a colour the number of syllables worksheet as well.
pages 32-37	Center #4: Card Games - There are a number of games that these cards can be used for: BANG - Print one copy of each card plus the "BOUM" cards. Place all cards in a container. Students take turn drawing cards and naming the object. If they can name the object, they keep their card. If they get a "BOUM" card, they place all the cards back in the container. The player with the most cards at the end wins the game. Memory, Go Fish, Concentration etc. - Print two sets of each card except the "BOUM" cards. Students can use the cards to play any of those games.





pages 39-48	Center #5: Self-Correcting Puzzles - Students need to match the picture with its vocabulary word. Puzzles are self-correcting so each cut line is different.
pages 50-61	Center #6: Scrabble Spelling Activity - Print out the cards. If you have a real scrabble board game, students can use the pieces to spell out the different words. I have also included paper scrabble tiles if you would prefer. For this activity, you could also use magnetic letters, or write letters on lima beans for students to use. If you laminate the cards, student could also use a dry erase marker to write in the words.
pages 63-64	Center #7: Write the Room - Cut out the cards and place them at various places around the room. Students need to go around the room and write the name of each object. When they have finished, the circled letters will spell out the word "printemps".
pages 66-72	Printable Pages: Several printable pages for you to print and use!



Word Wall Cards






un
imperméable

©La Classe de Madame Angel 2015



les bottes
de pluie

©La Classe de Madame Angel 2015



une flaque
d'eau

©La Classe de Madame Angel 2015




un parapluie

©La Classe de Madame Angel 2015



la pluie

©La Classe de Madame Angel 2015



un
cerf-volant

©La Classe de Madame Angel 2015




un nuage

©La Classe de Madame Angel 2015




un
arc-en-ciel

©La Classe de Madame Angel 2015




le soleil

©La Classe de Madame Angel 2015



un oiseau

©La Classe de Madame Angel 2015



un nid

©La Classe de Madame Angel 2015



une
coccinelle

©La Classe de Madame Angel 2015




une fleur

©La Classe de Madame Angel 2015




une abeille

©La Classe de Madame Angel 2015




une libellule

©La Classe de Madame Angel 2015




une
chenille

©La Classe de Madame Angel 2015



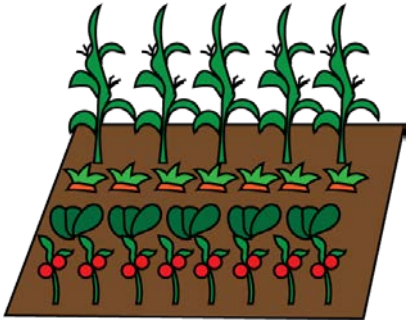
un papillon

©La Classe de Madame Angel 2015




un
escargot

©La Classe de Madame Angel 2015



un jardin

©La Classe de Madame Angel 2015




les
graines

©La Classe de Madame Angel 2015



un
arrosoir

©La Classe de Madame Angel 2015



un ver

©La Classe de Madame Angel 2015




arroser

©La Classe de Madame Angel 2015




planter

©La Classe de Madame Angel 2015



une goutte
de pluie

©La Classe de Madame Angel 2015



un arbre

©La Classe de Madame Angel 2015




une jeune
plante

©La Classe de Madame Angel 2015




un poussin

©La Classe de Madame Angel 2015



un lapin

©La Classe de Madame Angel 2015



une
grenouille

©La Classe de Madame Angel 2015



Center #1

**Alphabetical
Order**


A



bottes
pluie
nuage
arc-en-ciel
fleur

©La Classe de Madame Angel 2015


B



coccinelle
escargot
papillon
flaque d'eau
abeille

©La Classe de Madame Angel 2015

C



parapluie
imperméable
cerf-volant
oiseau
nid

©La Classe de Madame Angel 2015

D

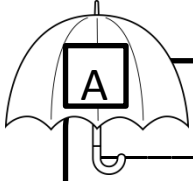



libellule
chenille
papillon
escargot
nuage


©La Classe de Madame Angel 2015

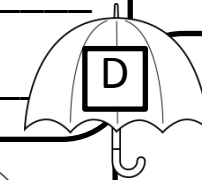

Nom: _____

Choisis une carte. Écris les mots en ordre alphabétique.









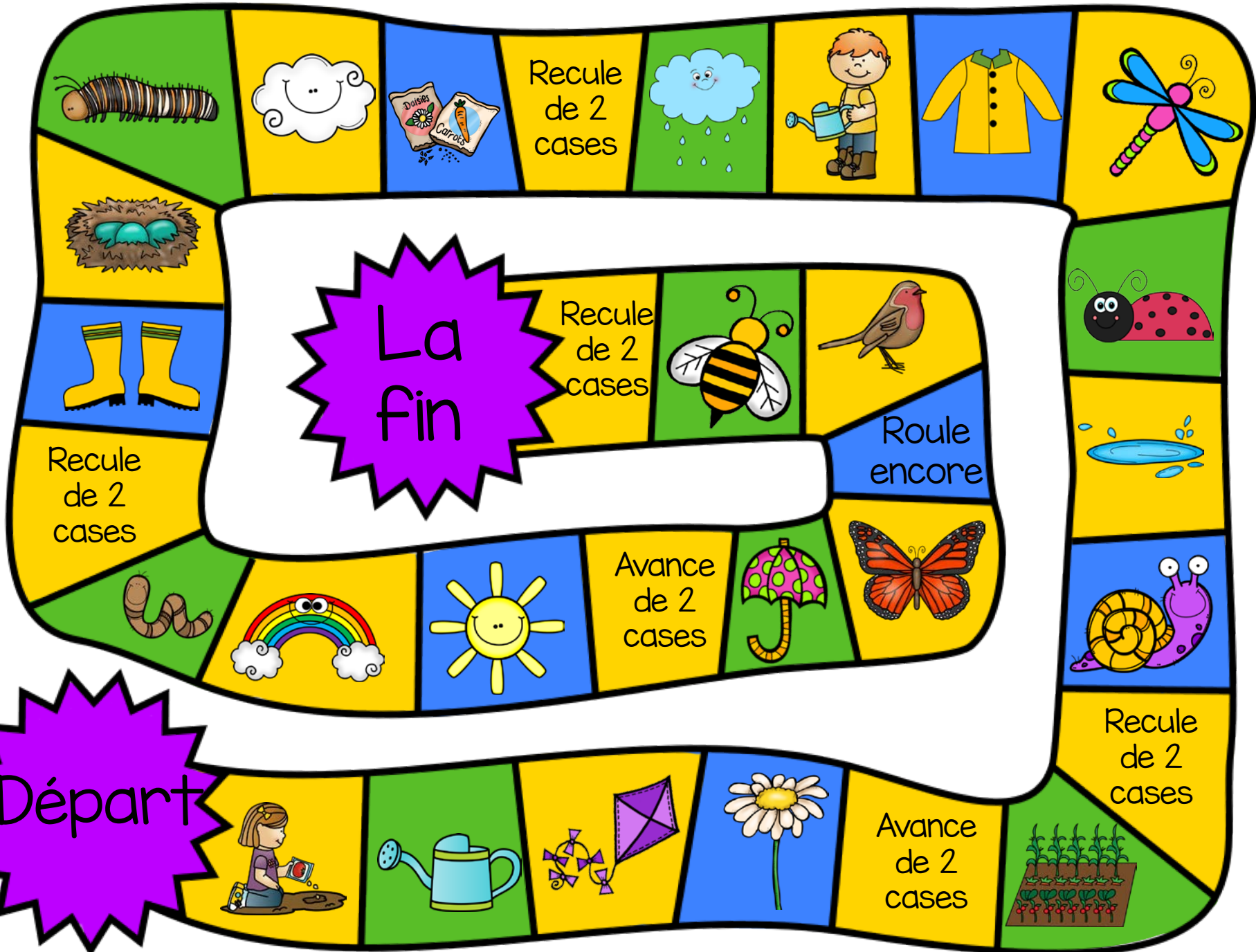


A B C D E F G H I J K L M N O P Q R S T U V W X Y Z



Center #2

Board Game



La fin

Recule de 2 cases

Roule encore

Avance de 2 cases

Recule de 2 cases

Recule de 2 cases

Avance de 2 cases

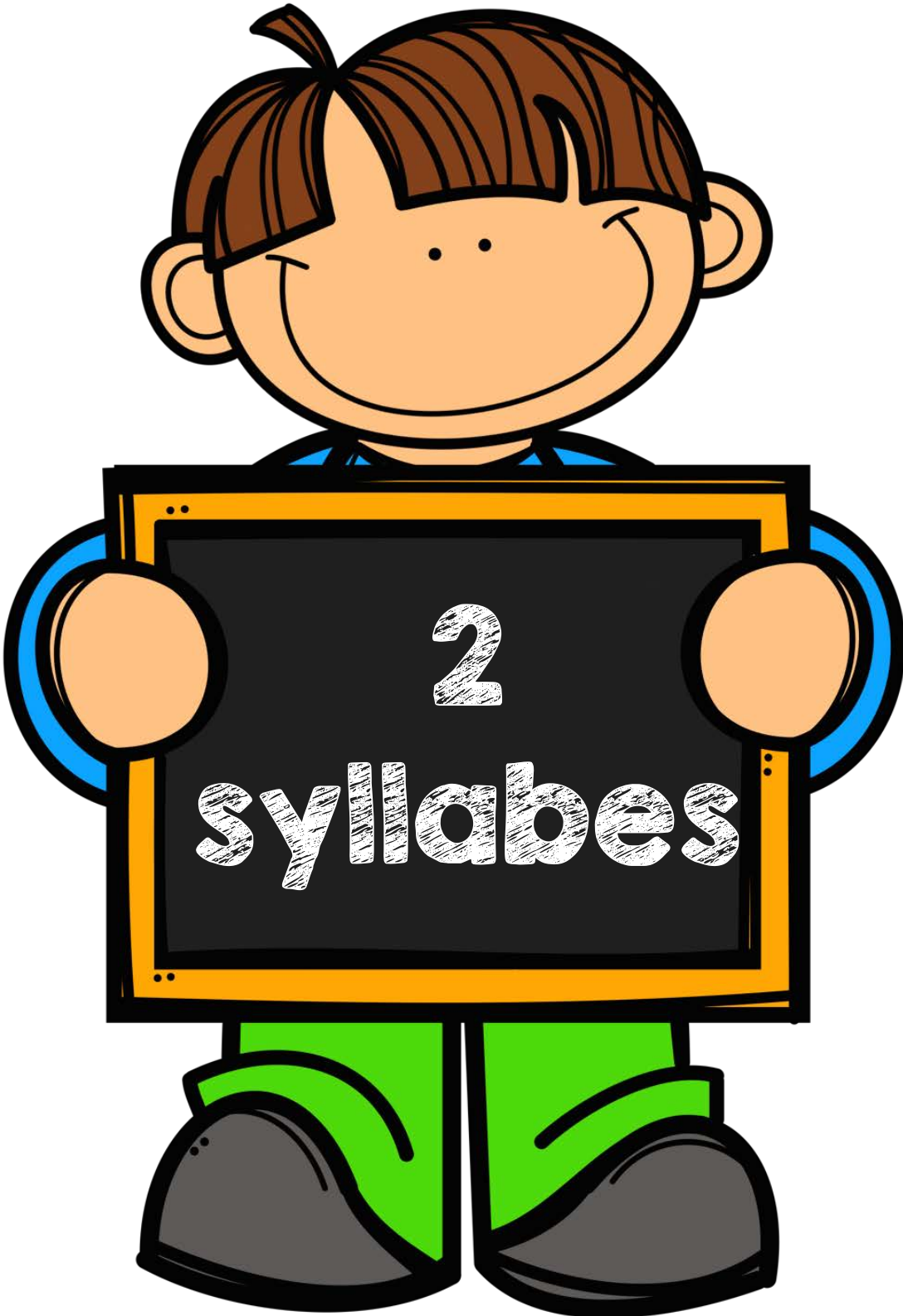
Départ

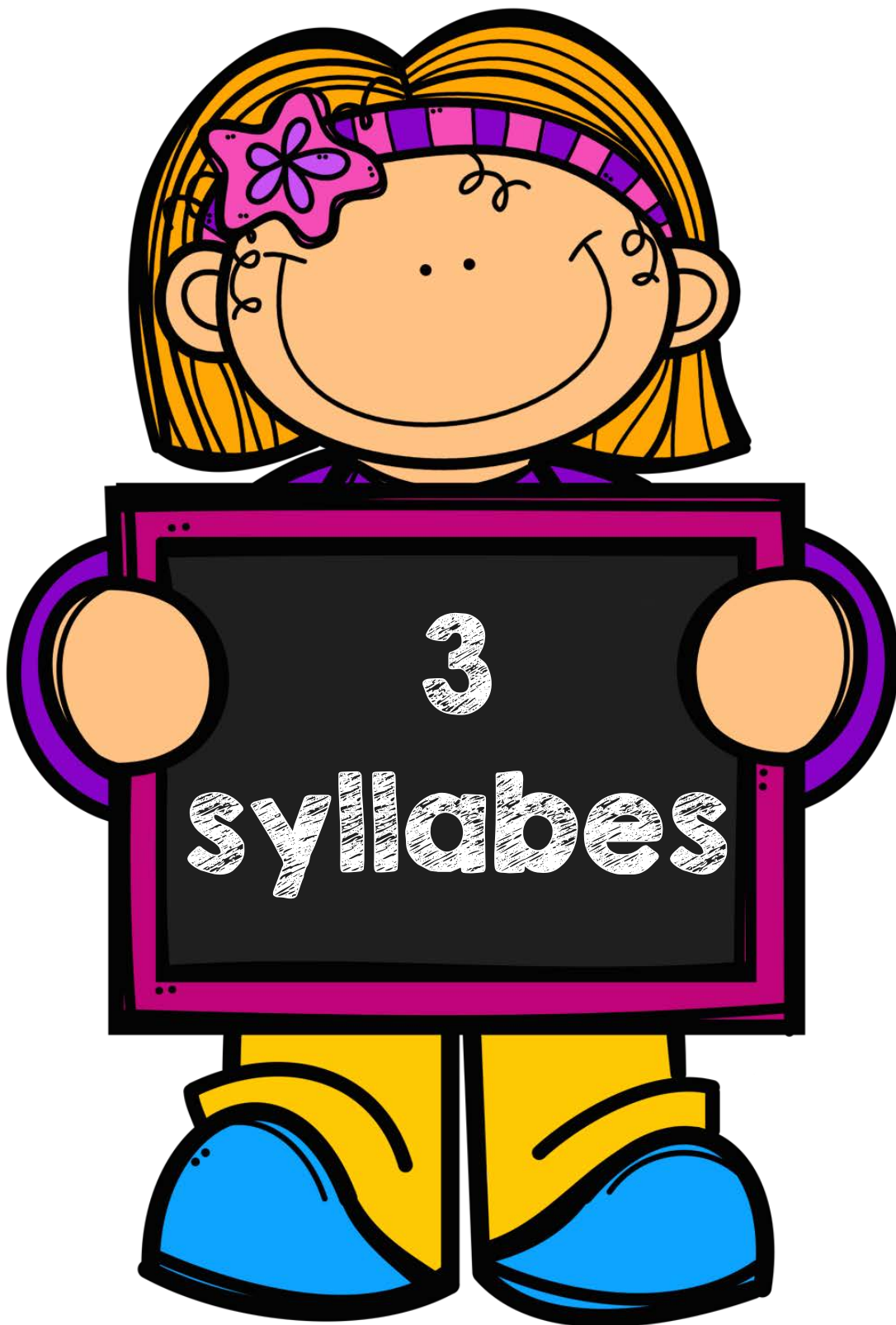



Center #3


Syllable Sort





























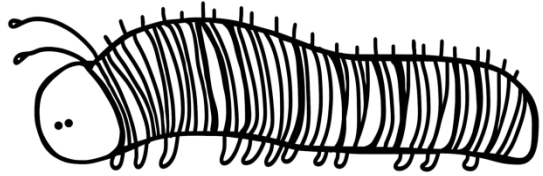







Nom: _____

Colorie les nombres de syllabes pour chaque image.





Center #4

Card Games



©La Classe de Madame Angel 2015




©La Classe de Madame Angel 2015



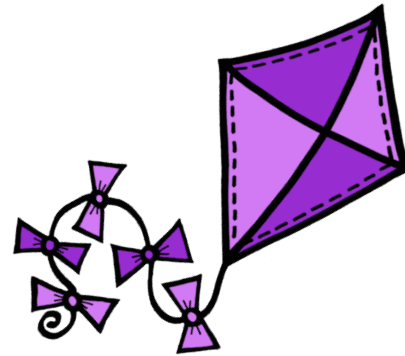
©La Classe de Madame Angel 2015



©La Classe de Madame Angel 2015



©La Classe de Madame Angel 2015




©La Classe de Madame Angel 2015




©La Classe de Madame Angel 2015



©La Classe de Madame Angel 2015



©La Classe de Madame Angel 2015




©La Classe de Madame Angel 2015




©La Classe de Madame Angel 2015



©La Classe de Madame Angel 2015



©La Classe de Madame Angel 2015



©La Classe de Madame Angel 2015




©La Classe de Madame Angel 2015



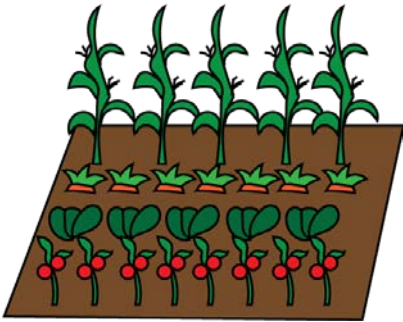
©La Classe de Madame Angel 2015



©La Classe de Madame Angel 2015



©La Classe de Madame Angel 2015




©La Classe de Madame Angel 2015



©La Classe de Madame Angel 2015



©La Classe de Madame Angel 2015




©La Classe de Madame Angel 2015




©La Classe de Madame Angel 2015




©La Classe de Madame Angel 2015




©La Classe de Madame Angel 2015




©La Classe de Madame Angel 2015




©La Classe de Madame Angel 2015



©La Classe de Madame Angel 2015



©La Classe de Madame Angel 2015



©La Classe de Madame Angel 2015



©La Classe de Madame Angel 2015



©La Classe de Madame Angel 2015



©La Classe de Madame Angel 2015



©La Classe de Madame Angel 2015



©La Classe de Madame Angel 2015



©La Classe de Madame Angel 2015



Center #5

Self- Correcting Puzzles






**les bottes
de pluie**

©La Classe de Madame Angel 2015



**un
imperméable**

©La Classe de Madame Angel 2015



**une flaque
d'eau**

©La Classe de Madame Angel 2015




**un
parapluie**

©La Classe de Madame Angel 2015



la pluie

©La Classe de Madame Angel 2015



**un
cerf-volant**

©La Classe de Madame Angel 2015



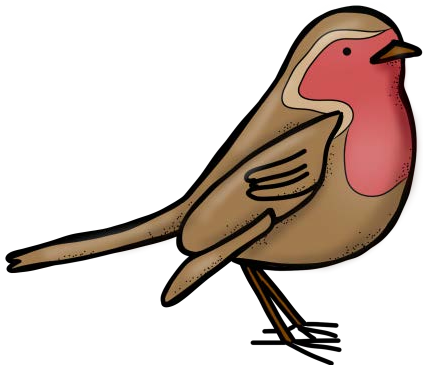
un nuage

©La Classe de Madame Angel 2015




**un
arc-en-ciel**

©La Classe de Madame Angel 2015




**un
oiseau**

©La Classe de Madame Angel 2015




un nid

©La Classe de Madame Angel 2015




**une
coccinelle**

©La Classe de Madame Angel 2015



une fleur

©La Classe de Madame Angel 2015




le soleil

©La Classe de Madame Angel 2015




une abeille

©La Classe de Madame Angel 2015



**une
libellule**

©La Classe de Madame Angel 2015




**une
chenille**

©La Classe de Madame Angel 2015



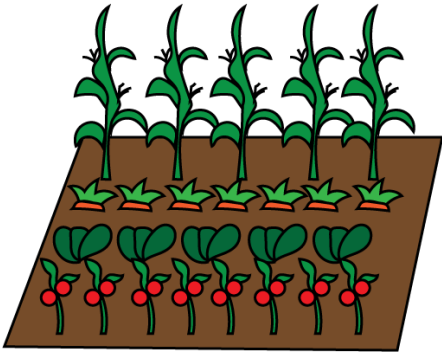
**un
papillon**

©La Classe de Madame Angel 2015




**un
escargot**

©La Classe de Madame Angel 2015



un jardin

©La Classe de Madame Angel 2015




**les
graines**

©La Classe de Madame Angel 2015



**un
arrosoir**

©La Classe de Madame Angel 2015



un ver

©La Classe de Madame Angel 2015




arroser

©La Classe de Madame Angel 2015




planter

©La Classe de Madame Angel 2015



un arbre

©La Classe de Madame Angel 2015



**une
goutte de
pluie**

©La Classe de Madame Angel 2015




**une jeune
plante**

©La Classe de Madame Angel 2015




**un
poussin**

©La Classe de Madame Angel 2015



**une
grenouille**

©La Classe de Madame Angel 2015



un lapin

©La Classe de Madame Angel 2015



Center #6

**Scrabble
Spelling**






U N

Eight empty rounded rectangular boxes for writing practice, arranged in a horizontal row.


©La Classe de Madame Angel 2015



U N E

Eight empty rounded rectangular boxes for writing practice, arranged in a horizontal row.


©La Classe de Madame Angel 2015



U N

□ □ □ □ □ □


©La Classe de Madame Angel 2015



U N

□ □ □ □ □ □ □ □

©La Classe de Madame Angel 2015



U N

Five empty rounded rectangular boxes for writing.

©La Classe de Madame Angel 2015



U N

Seven empty rounded rectangular boxes for writing.


©La Classe de Madame Angel 2015



U N

□ □ □ □ □ □ □ □

©La Classe de Madame Angel 2015



U N

□ □ □

©La Classe de Madame Angel 2015



U N

□ □ □ □ □


©La Classe de Madame Angel 2015



L A

□ □ □ □ □

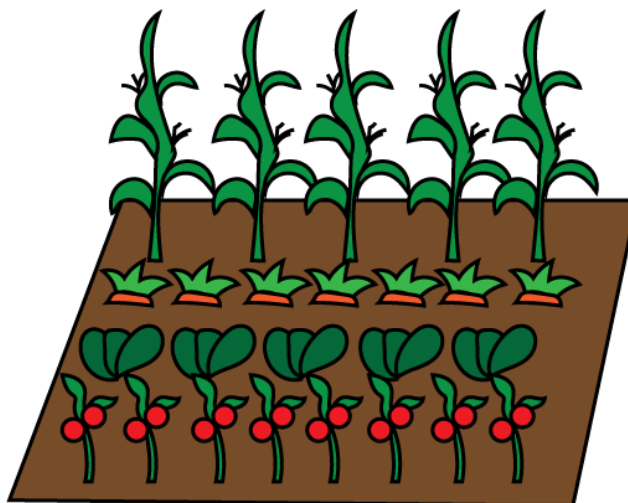
©La Classe de Madame Angel 2015



L E

□ □ □ □ □ □


©La Classe de Madame Angel 2015



U N

□ □ □ □ □ □


©La Classe de Madame Angel 2015



U N

□ □ □


©La Classe de Madame Angel 2015



L E S

□ □ □ □ □ □ □

©La Classe de Madame Angel 2015



U N E

□ □ □ □ □

©La Classe de Madame Angel 2015



U N E

□ □ □ □ □ □ □

©La Classe de Madame Angel 2015




--	--	--	--	--	--	--

©La Classe de Madame Angel 2015



--	--	--	--	--	--	--


©La Classe de Madame Angel 2015

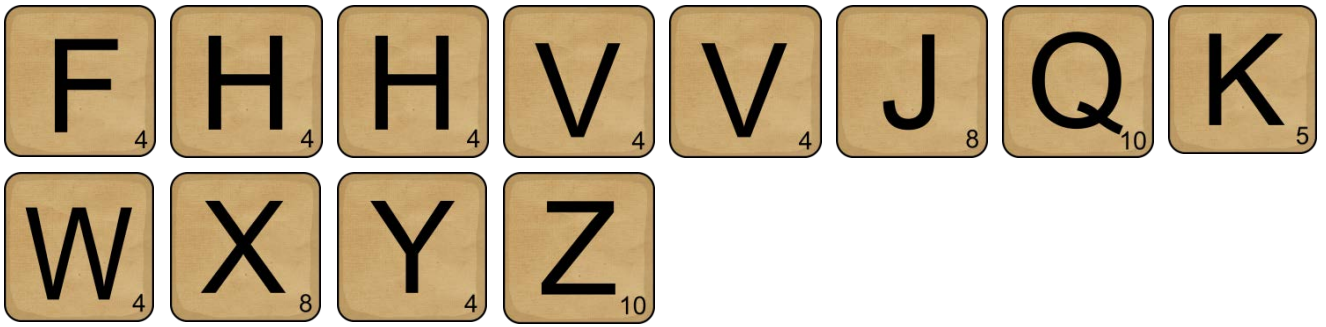


U N

Five empty rounded rectangular boxes for writing.

©La Classe de Madame Angel 2015







Center #7

**Write the
Room**





pluie



fleur




abeille



nuage



planter



oiseau



papillon


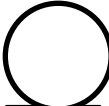


soleil

Nom: _____


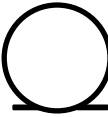
Le mot secret

Trouve les mots autour de la classe et écris les mots à la bonne place. Utilise les lettres qui sont dans les cercles pour découvrir le mot secret.

  _____


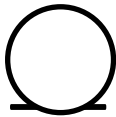
 _____ 



 _____ 

  _____

 _____ 

 _____ 

 _____ 

  _____

Le mot secret est:

_____ m _____ ! 

Printable Pages



Nom: _____

A	S	A	B	E	I	L	L	E	G
D	F	P	C	F	G	I	T	Y	F
L	I	E	L	O	S	B	R	U	D
G	H	O	V	D	H	E	E	I	S
C	E	R	F	V	O	L	A	N	T
J	E	I	L	S	I	L	W	O	A
K	G	U	E	A	S	U	L	P	M
L	A	Y	U	M	E	L	K	C	N
W	U	R	R	N	A	E	J	V	B
E	N	T	B	E	U	Q	D	I	N



cerf-volant



abeille



oiseau




nid



libellule



fleur



soleil




nuage

Nom: _____

Écris les voyelles qui manquent. Dessine les mots.

un p__p__ll__n	le s__l__ __l	un __sc__rg__t
une ch__n__ll__	un p__r__pl__ __ __	un n__ __g__
la pl__ __ __	une l__b__ll__l__	une fl__ __r



Nom: _____

Écris le code de text pour chaque mot. Puis, écris les mots sur les lignes.

Le code:

Le mot: _____

1	2	3
	abc	def
4	5	6
ghi	jkl	mno
7	8	9
pqrs	tuv	wxyz
*	0	#

Le code:

Le mot: _____

1	2	3
	abc	def
4	5	6
ghi	jkl	mno
7	8	9
pqrs	tuv	wxyz
*	0	#

Le code:

Le mot: _____

1	2	3
	abc	def
4	5	6
ghi	jkl	mno
7	8	9
pqrs	tuv	wxyz
*	0	#

Le code:

Le mot: _____

1	2	3
	abc	def
4	5	6
ghi	jkl	mno
7	8	9
pqrs	tuv	wxyz
*	0	#

Le code:

Le mot: _____

1	2	3
	abc	def
4	5	6
ghi	jkl	mno
7	8	9
pqrs	tuv	wxyz
*	0	#

Le code:


Le mot: _____

1	2	3
	abc	def
4	5	6
ghi	jkl	mno
7	8	9
pqrs	tuv	wxyz
*	0	#

derrière
sur
sous
devant
entre
à côté de

Complète les phrases.

Nom: _____



L'abeille est _____ la fleur.



L'abeille est _____ la fleur.



L'abeille est _____ la fleur.



L'abeille est _____ la fleur.



L'abeille est _____ la fleur.



L'abeille est _____ les fleurs.

Les Phrases Folles

Nom: _____

Lis les phrases et fais un dessin.

La libellule fait voler le cerf-volant.

La coccinelle et l'escargot dansent sur le nuage.

L'oiseau porte les bottes de pluie.

Le papillon porte un imperméable.

A decorative border of various flowers and leaves surrounds the page. The flowers include tulips, roses, and simple daisy-like flowers.

Nom: _____

Corrige les phrases et écris la nouvelle phrase sur les lignes.

Jaime Les fleurs violEttes

le papillon est l'oisième volent

le coccinElle estrouge et noir

Nom: _____

Au printemps. . .

Je vois

Je sens


Je goûte

J'entends

Je touche



Graphics and Fonts Provided by:



www.myclipartstore.com

*My*CuteGraphics

